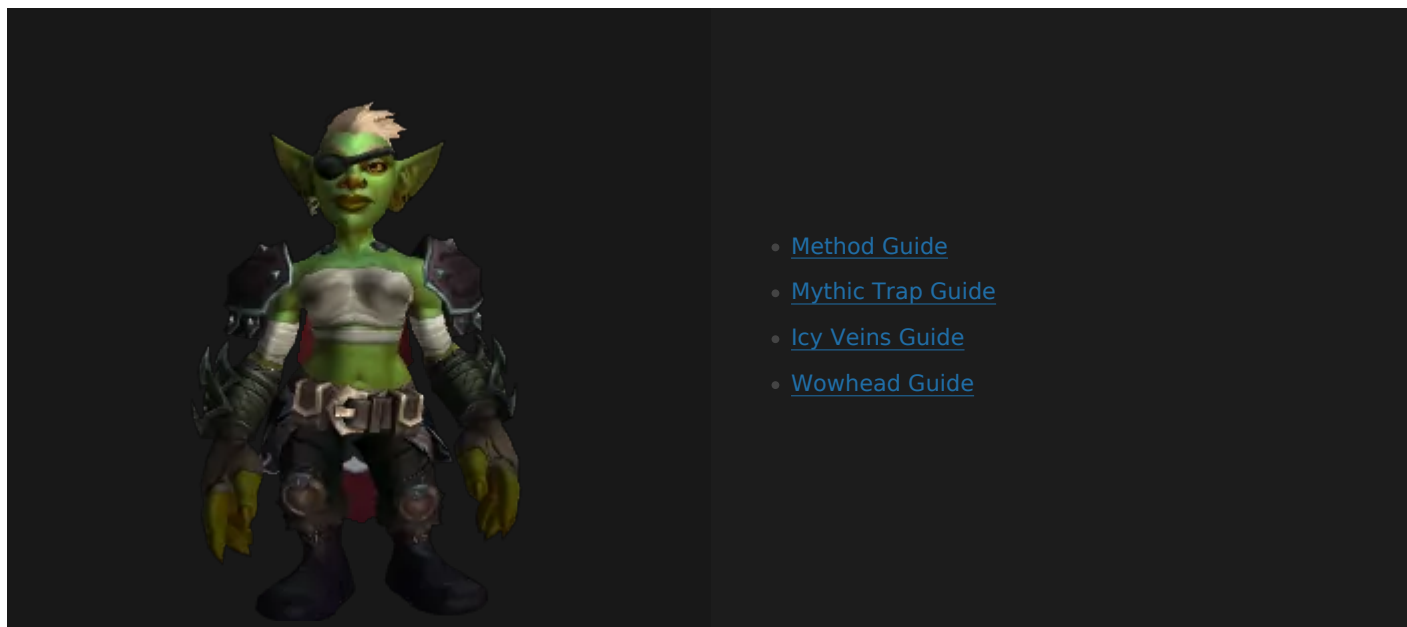
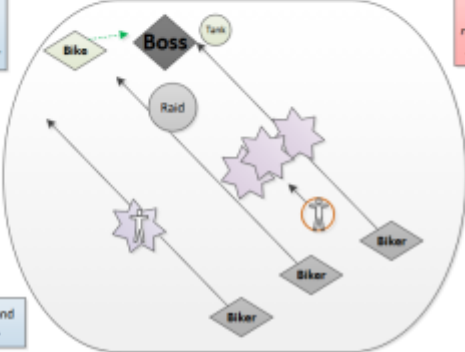
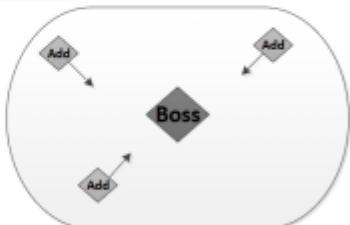


# Vexie Fullthrottle and The Geargrinders



Strategy

Vexie and the Geargrinders			The Biker Boss	
OVERVIEW			Phases: 2    Hero: P2	
Vexie rides her shielded Geargrinder, trying to wipe us out – in order to break through the plating we must first kill the biker adds and steal their bikes to use as explosive weapons shot into the machine. Once the shield is gone, blast away!			SPECIAL NOTES	
<b>TANK</b> Drop Oil Slicks along wall. Taunt after Tank Buster.	<b>Healer</b> CDs during intermission. Spot healing on oiled players.	<b>DPS</b> Nuke biker adds. Save CDs for when the Geargrinder is weakened!	Immunities – N/A Dispersals – N/A Interrupts – Repair	
Phase 1			ABILITIES	
<div>Defeat biker adds to steal their bikes.</div> <div>Click bikes and use extra action button to aim at boss – fire away!</div> <div>Remove plating with bikes before 100 energy to enter intermission.</div> <div>Rotate around room as boss drops oil puddles.</div> <div>Dodge swirlies and biker charges.</div> <div>Drop oil slicks where bikers will charge through to stun them.</div> <div>Clear oil slicks if debuffed with fire by running across them.</div> <div>If boss hits 100 energy, engage raidwide damage for 30 seconds.</div> 			<b>Protective Plating</b> – Stacks must be removed to interrupt it's energy gain, forcing it into a Mechanical Breakdown. <b>Unrelenting CAR-nage</b> – At 100 energy, raidwide damage for 30 seconds. <b>Call Bikers</b> – Bikers charge towards players, inflicting damage and knocking back anyone in the path. <b>Blaze of Glory</b> – Killing a biker allows players to take control of the bike and aim it at the boss, removing one stack of Plating. <b>Burning Shrapnel</b> – When plating is removed, deal raidwide damage and launch swirlies at players. <b>Spew Oil</b> – Targets player and drops an oil slick void zone at their feet. <b>Oil Slick</b> – Bikers that cross over these puddles are stunned for 5 seconds. Players are slowed and slide around. <b>Incendiary Fire</b> – Debuffed players drop fire at their feet, can be used to clear oil slicks.	
Phase 2: Intermission			<b>Bomb Voyage</b> – DoT on players. <b>Tank Buster</b> – Knocks back tank leaving a bleed and increased damage taken from Tank Buster for 24 seconds, stacking. Also causes an oil slick to spawn at boss.	
<div>Pop CDs and blast! Boss takes 100% increased damage.</div> <div>Big healing through the raidwide pulsing damage.</div> <div>Interrupt/CC adds to slow their repair.</div> <div>Don't pad on adds!</div> <div>Once repaired, return to Phase 1!</div> 			<b>PHASE 2: Intermission</b> <b>Mechanical Breakdown</b> – When plating is removed, boss takes 100% increased damage and shoots out shrapnel to dodge. <b>Backfire</b> – Raidwide damage every 2 seconds. <b>Tune-Up</b> – Pit mechanic adds spawn and cast repair on the boss.	
MYTHIC ONLY				
Players must <b>soak swirlies</b> to catch oil canisters. Two oil canisters must be brought to each fallen bike before it can be used to destroy the Geargrinder's shield.				

## Raid Plans

- Links to raid plans so we can edit them in the future.

## Reference Logs

- Links to existing kills with similar strategies or comps.

## WeakAuras

- Links to required WAs for the fight.

## Video Guides

- [Ready Check Pull](#) (Heroic)

Note
This is a test

---

Revision #5

Created 15 February 2025 12:24:58 by Moonvest

Updated 3 March 2025 19:57:08 by Zarillion